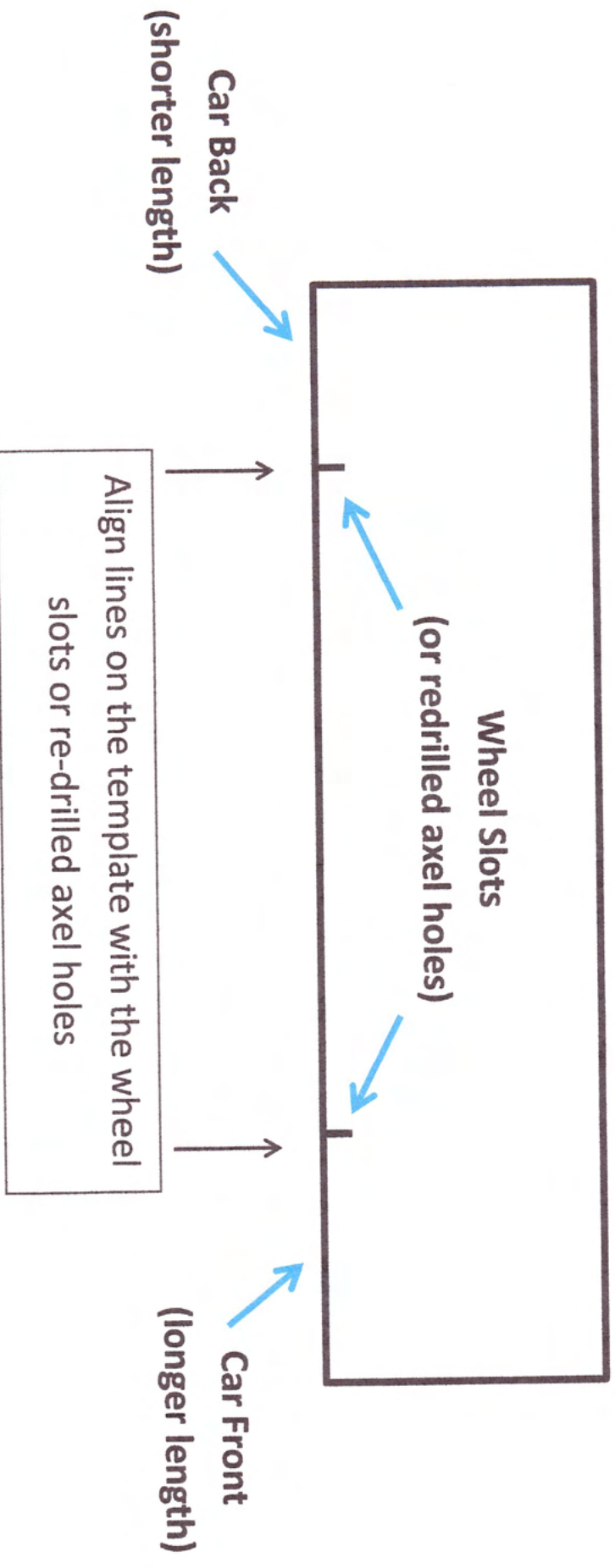


Tip # 1

Block and Template Orientation



Tip # 2

If your template includes a side view & top view:


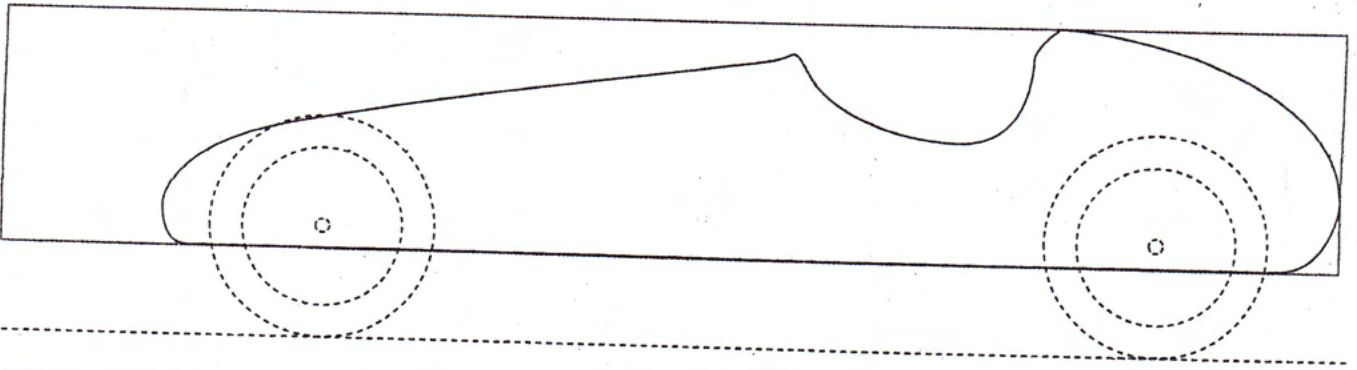
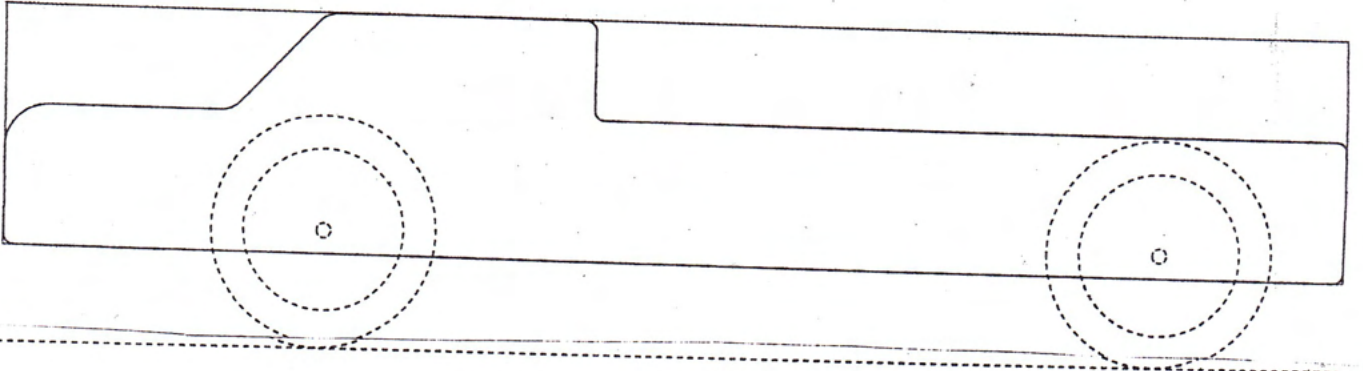
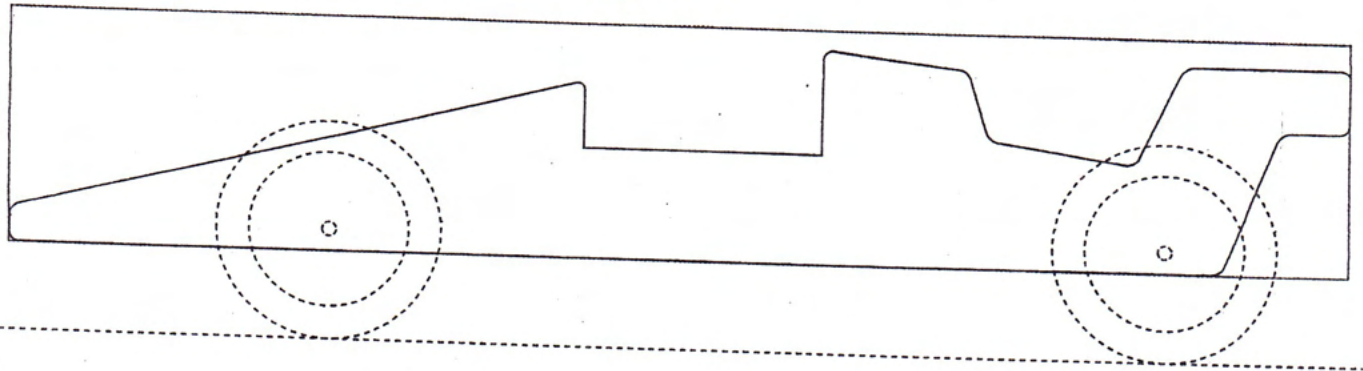
1. Attach your side view template and make your first cut
and then
2. Attach the top view and make your final cut

Tip # 3


It is very difficult to add certain types of weights to very thin cars

Consider modifying thin car designs so that they are at least 5/8" thick

Beginner Designs

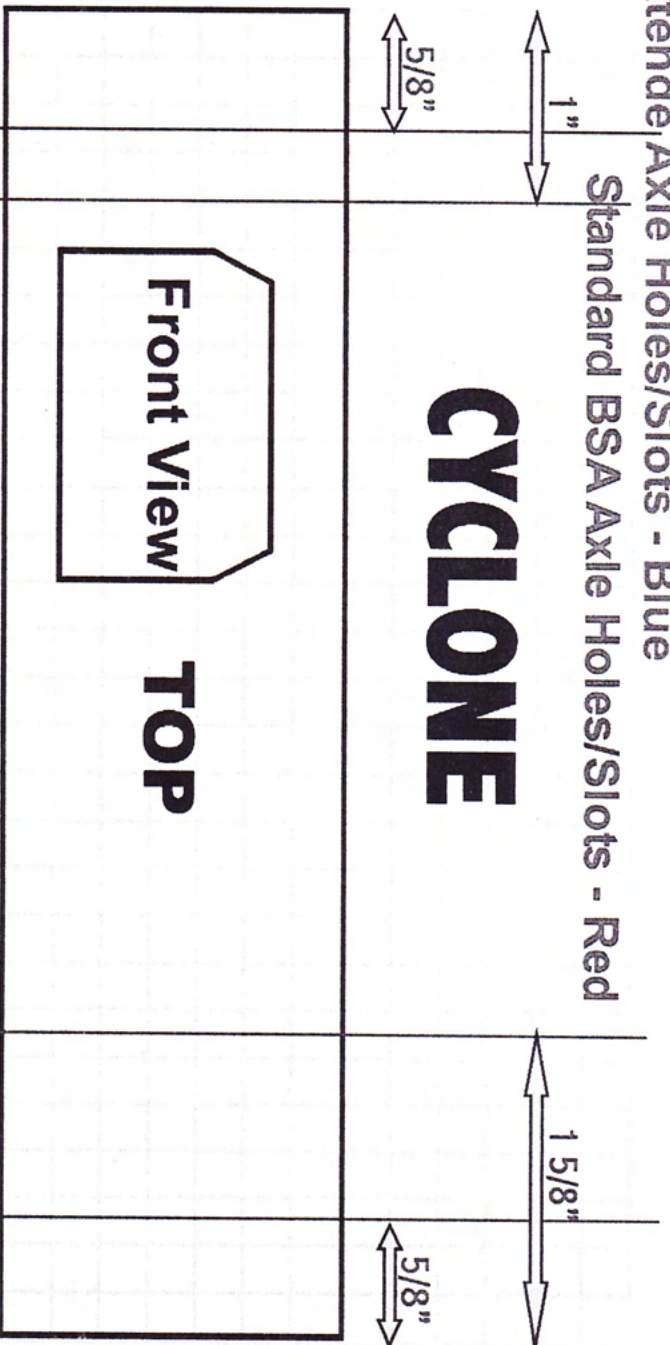


Item Portfolio



Extend Axle Holes/Slots - Blue
Standard BSA Axle Holes/Slots - Red

CYCLONE



Derby Monkey Garage



AXLE LINE

TO SCALE: 1 SQUARE = 1/4"

AXLE LINE

Tools & Supplies Needed

- Band Saw or Coping Saw
- Electric hand drill or press
- 3/8" Drill Bit for weight holes
- #44 Drill Bit for axle holes
- Sharp Pointed Object (punch)
- 3/8" Tungsten Cylinders or...
- 3/8" Lead wire for weight
- Body Putty / Wood Filler
- Safety Glasses
- Hearing Protection
- Scissors
- Markers
- Sandpaper
- Paint, Accessories and Decals

3/8" Tungsten Cylinders [CLICK HERE](#)

--- Drill Bits [CLICK HERE](#)

--- Graphite Lube [CLICK HERE](#)

--- Testors One-Coat Spray Paint [CLICK HERE](#)

WWW.DERBYMONKEY.COM

Extended Axle Holes/Slots

Standard BSA Axle Holes/Slots

Top Fuel

TOP

Front View

Derby Monkey Garage


SIDE

3/8" HOLES
FOR WEIGHTS

AXLE LINE

TO SCALE: 1 SQUARE = 1/4"

AXLE LINE



Tools & Supplies Needed

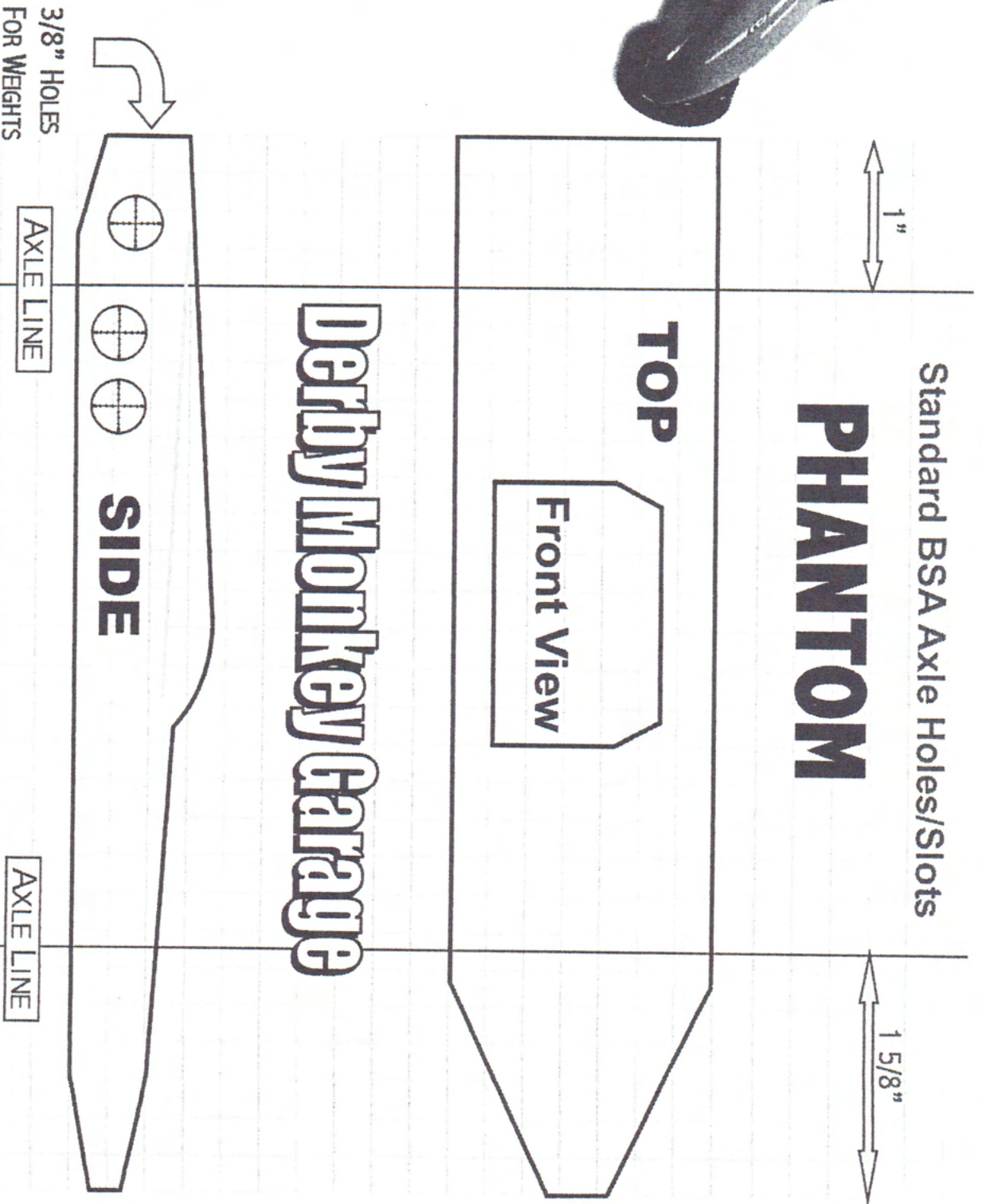
- Band Saw or Coping Saw
- Electric hand drill or press
- 3/8" Drill Bit for weight holes
- #44 Drill Bit for axle holes
- Sharp Pointed Object (punch)
- 3/8" Tungsten Cylinders or...
- 3/8" Lead wire for weight
- Body Putty / Wood Filler
- Safety Glasses
- Hearing Protection
- Scissors
- Markers
- Sandpaper
- Paint Aerosol/air and Base

WWW.DERBYMONKEY.COM



Tools & Supplies Needed

- Band Saw or Coping Saw
- Electric hand drill or press
- 3/8" Drill Bit for weight holes
- #44 Drill Bit for axle holes
- Sharp Pointed Object (punch)
- 3/8" Tungsten Cylinders or...
- 3/8" Lead wire for weight
- Body Putty / Wood Filler
- Safety Glasses
- Hearing Protection
- Scissors
- Markers
- Sandpaper
- Paint, Accessories and Decals



Standard BSA Axle Holes/Slots

PHANTOM

TOP

Front View

Derby Monkey Garage

SIDE

AXLE LINE

AXLE LINE

TO SCALE: 1 SQUARE = 1/4"

WWW.DERBYMONKEY.COM

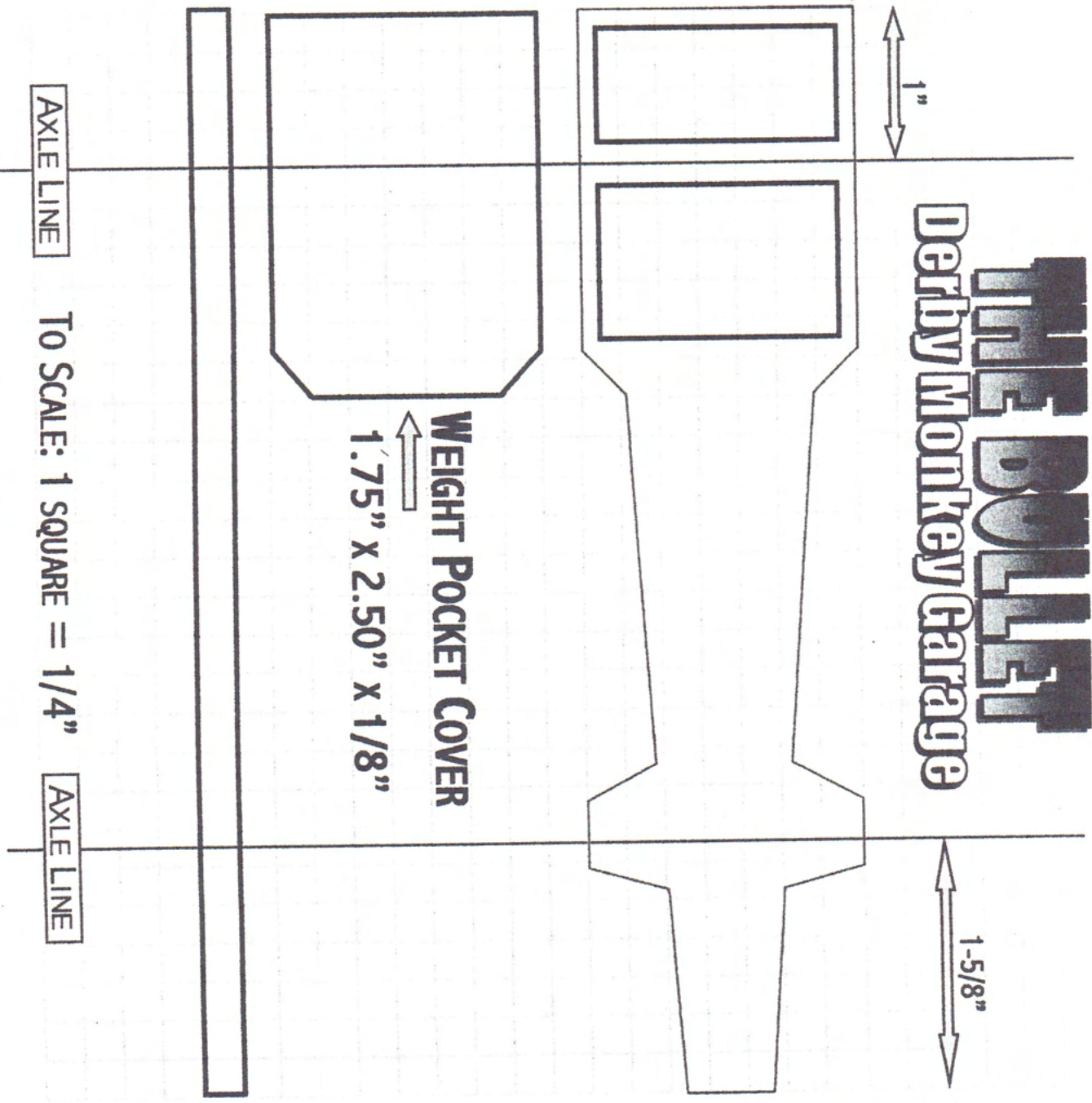


Tools & Supplies Needed

- Band Saw or Coping Saw
- Electric hand drill or press
- #44 Drill Bit
- Sharp Pointed Object (punch)
- 1/4" Tungsten Cubes or...
- Plate for weight
- Body Putty / Wood Filler
- Safety Glasses
- Hearing Protection
- Scissors
- Markers
- Sandpaper
- Paint

THE BULLET

Derby Monkey Garage



For 1/4" Tungsten Cubes CLICK HERE

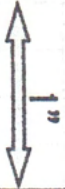
www.DERBYMONKEYGARAGE.COM

All works in these plans including text and graphics are sole property of Derby Monkey Garage. Reproduction and/or redistribution are prohibited.




RED RACER

Standard BSA Pinewood Derby Wheelbase



Derby Monkey Garage



Tools & Supplies Needed

- Band Saw or Coping Saw
- Electric hand drill or press
- 3/8" Drill Bit
- #44 Drill Bit
- 3/8" Tungsten Cylinders or...
- 3/8" Lead wire for weight
- Body Putty / Wood Filler
- Safety Glasses
- Hearing Protection
- Scissors
- Markers
- Sandpaper
- Paint

3/8" HOLES FOR WEIGHT

AXLE LINE

TO SCALE: 1 SQUARE = 1/4"


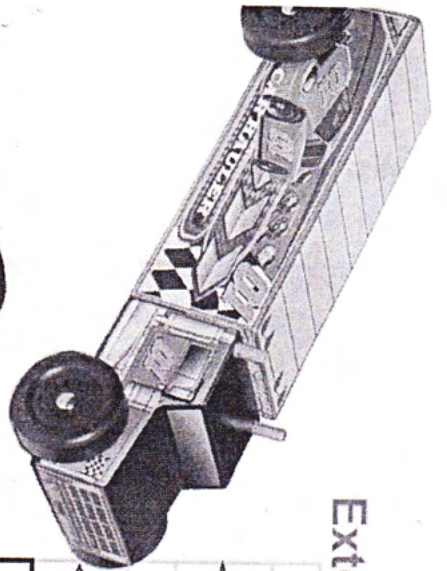
AXLE LINE

WWW.DERBYMONKEYGARAGE.COM

All works in these plans including text and graphics are sole property of Derby Monkey Garage. Reproduction and/or redistribution are prohibited.

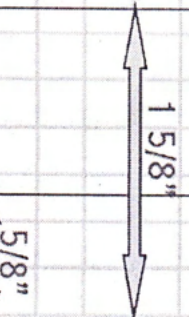
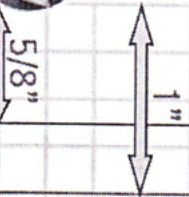
RECOMMENDED ACCESSORIES:

- Cool Decals - [CLICK HERE](#)
- Accessory Parts - [CLICK HERE](#)
- Pinewood Derby Wheels - [CLICK HERE](#)
- Pro Axle Guide - [CLICK HERE](#)
- Monkey Dust Graphite - [CLICK HERE](#)
- Testors One-Coat Spray Paint - [CLICK HERE](#)
- Lead Wire - [CLICK HERE](#)
- Tungsten Cylinders - [CLICK HERE](#)
- ProMax Axle Polishing Kit - [CLICK HERE](#)



Extend Axle Holes/Slots - Blue

Standard BSA Axle Holes/Slots - Red

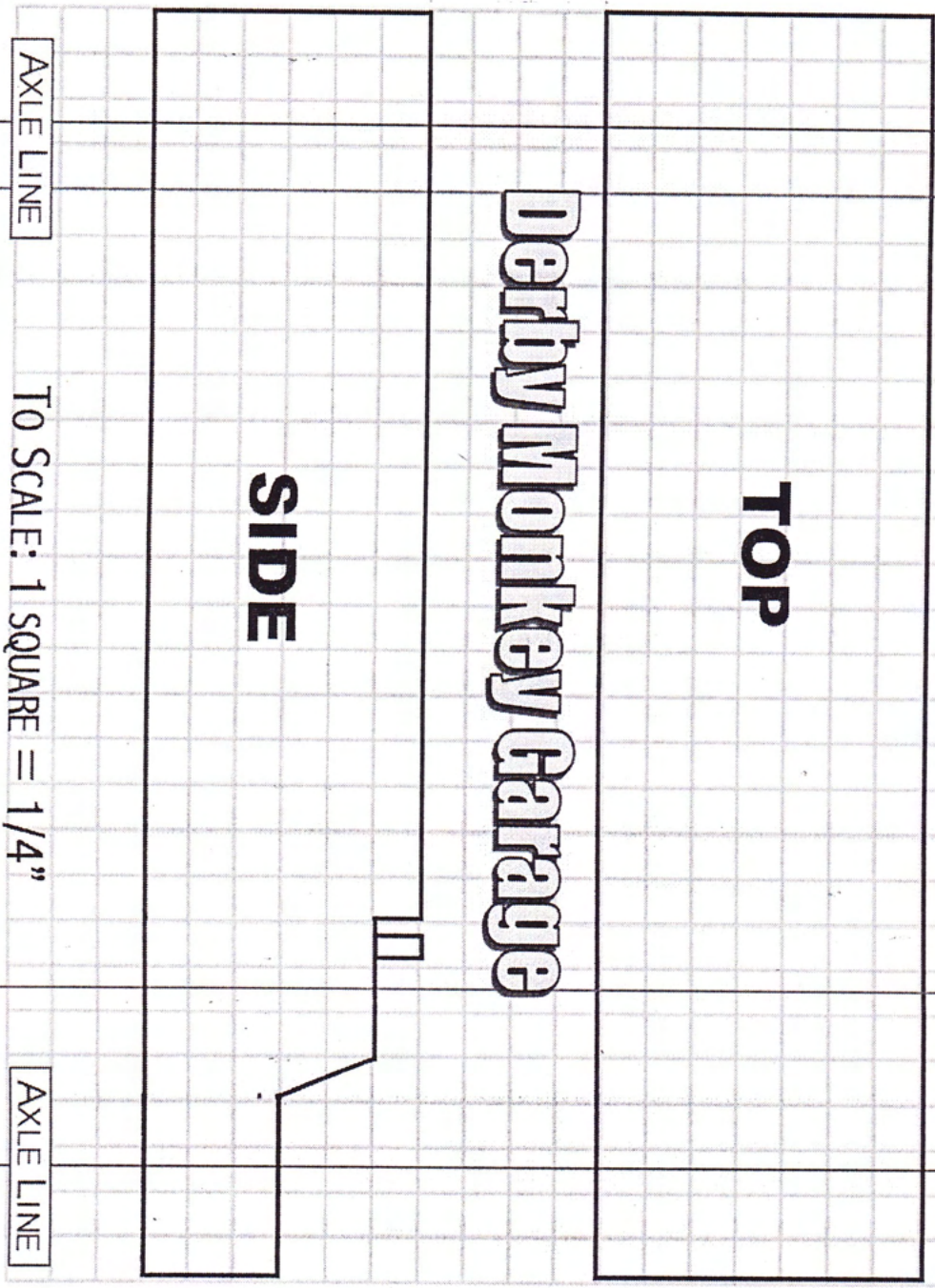


SEMI TRUCK

TOP

Derby Monkey Garage

SIDE



AXLE LINE

TO SCALE: 1 SQUARE = 1/4"

AXLE LINE

RECOMMENDED ACCESSORIES:
 Super Cool Decals - [CLICK HERE](#)
 Testors One-Coat Spray Paint - [CLICK HERE](#)


Pinewood Derby Wheels - [CLICK HERE](#)
 Monkey Dust Premium Graphite - [CLICK HERE](#)

Tools & Supplies Needed

- Band Saw or Coping Saw
- Electric hand drill or press
- 3/8" Drill Bit for weight holes
- #44 Drill Bit for axle holes
- 3/16" Dowel for Exhaust
- 3/8" Tungsten Cylinders or...
- 3/8" Lead wire for weight
- Body Putty / Wood Filler
- Safety Glasses
- Hearing Protection
- Scissors
- Markers
- Sandpaper
- Paint, Accessories and Decals

WWW.DERBYMONKEY.COM






Extended Axle Holes/Slots

Standard BSA Axle Holes/Slots


Mad Max



Derby Monkey Garage

Tools & Supplies Needed

- Band Saw or Coping Saw
- Electric hand drill or press
- 3/8" Drill Bit for weight holes
- #44 Drill Bit for axle holes
- Sharp Pointed Object (punch)
- 3/8" Tungsten Cylinders or...
- 3/8" Lead wire for weight
- Body Putty / Wood Filler
- Safety Glasses
- Hearing Protection
- Scissors
- Markers
- Sandpaper
- Paint, Accessories and Decals



TO SCALE: 1 SQUARE = 1/4"

WWW.DERBYMONKEY.COM

RECOMMENDED ACCESSORIES:

Plastic Engine – [CLICK HERE](#) Monkey Dust Premium Graphite – [CLICK HERE](#) Pinewood Derby Wheels – [CLICK HERE](#)
Cool Decals – [CLICK HERE](#) Testors One-Coat Spray Paint – [CLICK HERE](#) Pro Axle Guide – [CLICK HERE](#)

Extended Axle Holes/Slots

Standard BSA Axle Holes/Slots

ELEMINATOR

TOP


Front View

Derby Monkey Garage

SIDE

TO SCALE: 1 SQUARE = 1/4"

WWW.DERBYMONKEY.COM



Tools & Supplies Needed

- Band Saw or Coping Saw
- Electric hand drill or press
- 3/8" Drill Bit for weight holes
- #44 Drill Bit for axle holes
- Sharp Pointed Object (punch)
- 3/8" Tungsten Cylinders or...
- 3/8" Lead wire for weight
- Body Putty / Wood Filler
- Safety Glasses
- Hearing Protection
- Scissors
- Markers
- Sandpaper
- Paint, Accessories and Decals

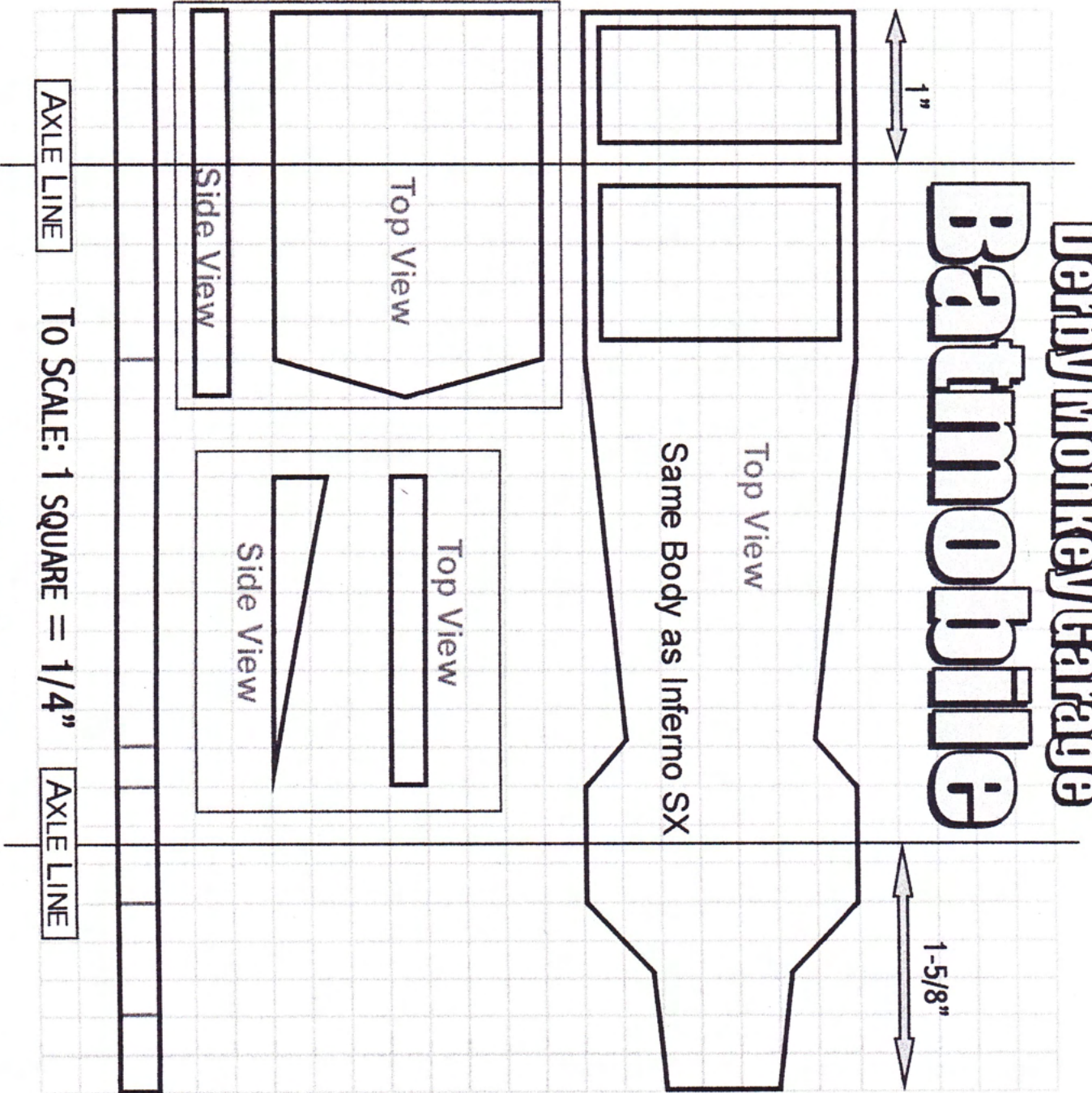

3/8" HOLES
FOR WEIGHTS

AXLE LINE

AXLE LINE

Derby Monkey Garage

Batmobile



RECOMMENDED ACCESSORIES:

- Axle Puller – [CLICK HERE](#)
- Tungsten Cubes for weight – [CLICK HERE](#)
- Monkey Dust Premium Graphite – [CLICK HERE](#)
- Pinewood Derby Wheels – [CLICK HERE](#)
- Testors One-Coat Spray Paint – [CLICK HERE](#)
- Wheel Gap & Clearance Gauge – [CLICK HERE](#)

WWW.DERBYMONKEYGARAGE.COM